

LifeFitness

LIFEFITNESS FACILITY DESIGN
3D VIEWS

**HAMMER
STRENGTH**

SCYBEX

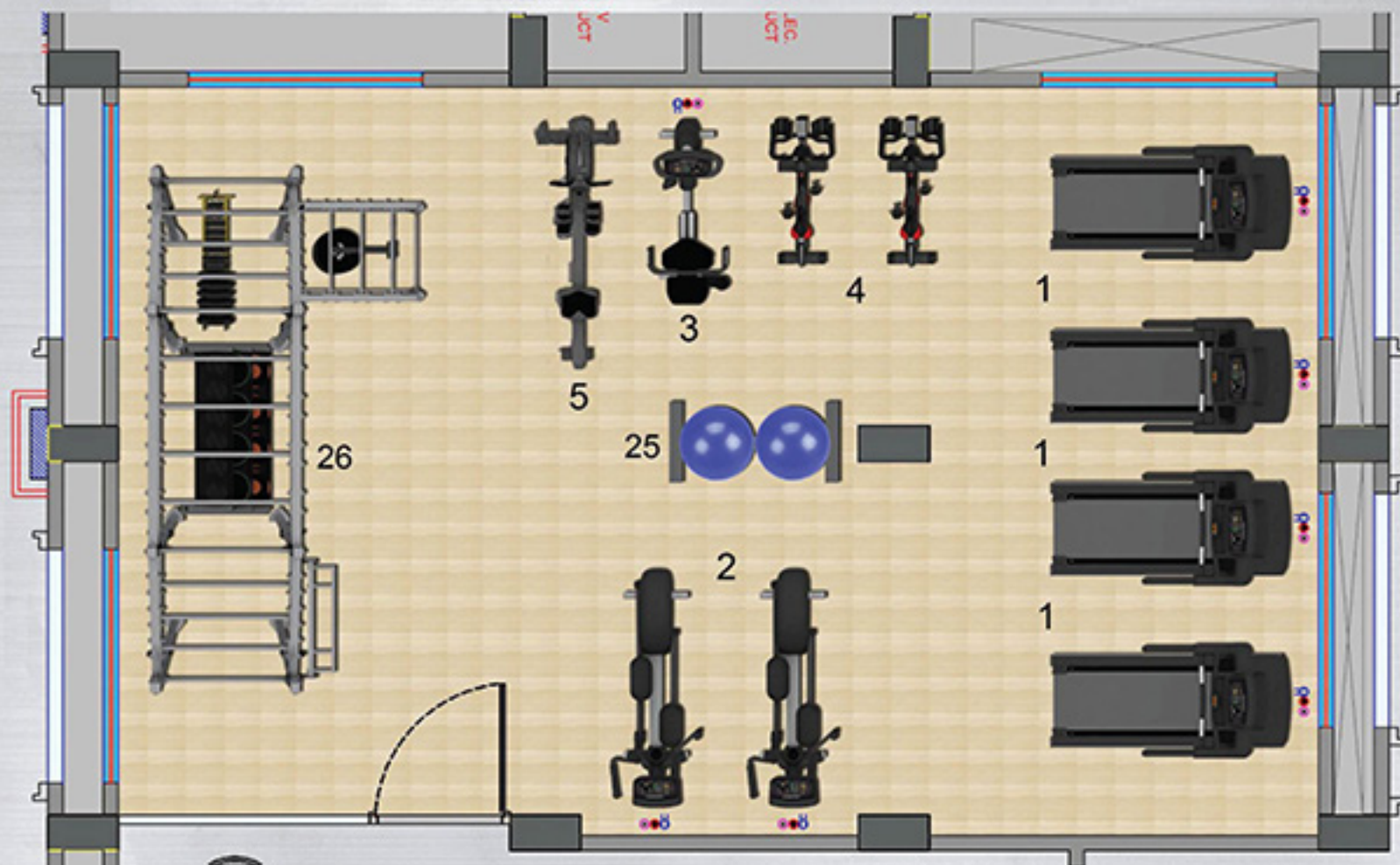
INDOOR  CYCLING
GROUP

SCIFIT



GROUND FLOOR PLAN

LifeFitness



ECORE




BOUNCE 2 WHEAT


SWIMMING POOL SIDE



TOTAL GYM AREA : 700 SQ FT

 15 AMPS (POWER POINT 6' ABOVE FROM GROUND)

 5 AMP (5 AMP POWER SOCKET)

 3KVA ONLINE UPS / STABILIZER

**HAMMER
STRENGTH**

SCYBEX

**INDOOR CYCLING
GROUP**

SCIFIT

**BRUNSWICK
FITNESS**



**HAMMER
STRENGTH**

SCYBEX

INDOOR CYCLING
GROUP

SCIFIT

AUTHENTIC
EST. 1845
TRADE **BRUNSWICK** MARK
AMERICAN



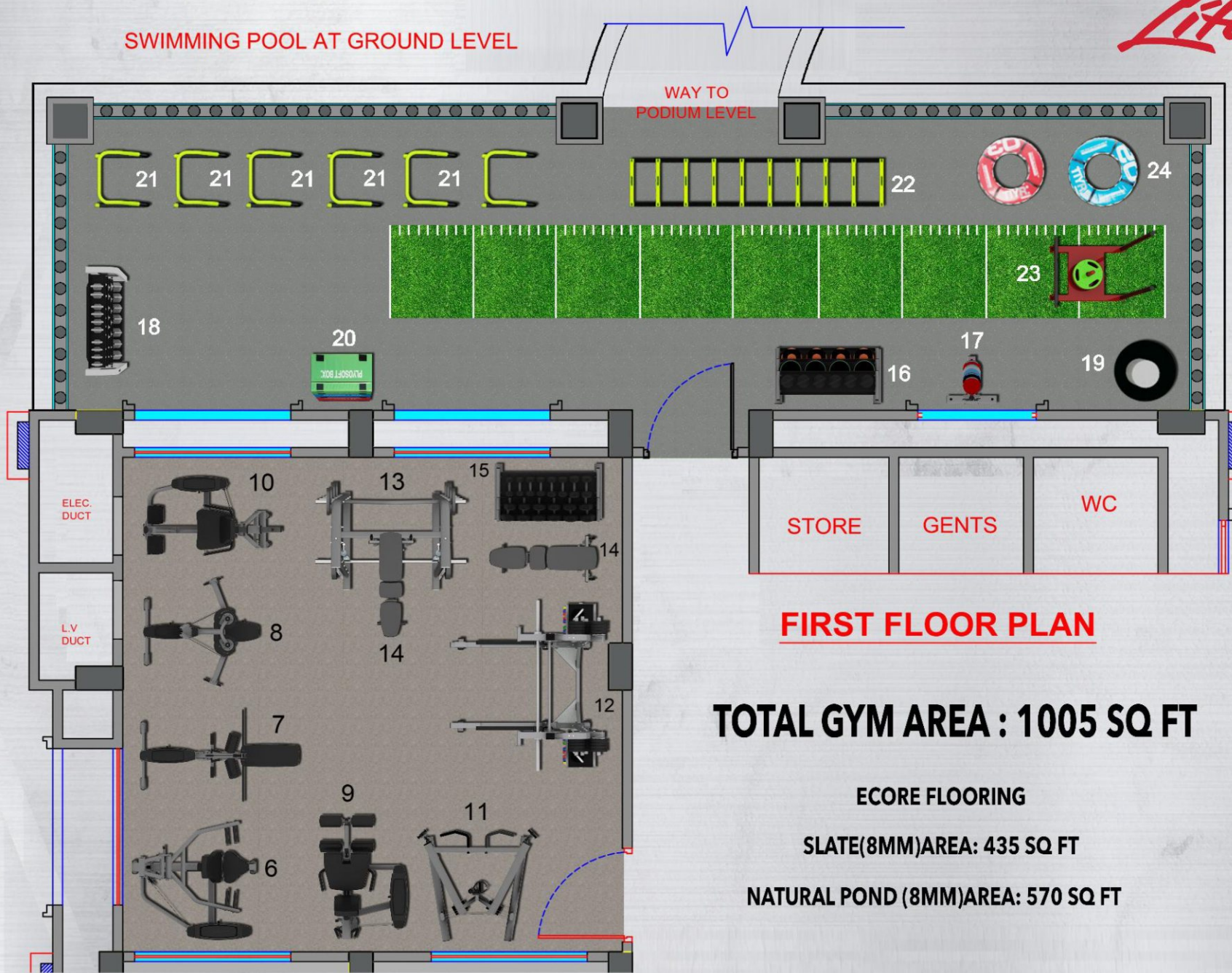








SWIMMING POOL AT GROUND LEVEL



ECORE



SLATE


FIRST FLOOR PLAN

TOTAL GYM AREA : 1005 SQ FT

ECORE FLOORING

SLATE(8MM)AREA: 435 SQ FT

NATURAL POND (8MM)AREA: 570 SQ FT



NATURAL POND













